

Component Tester IMT45

The EDEA Component tester is a hand held test tool for diagnosing EFI vehicles and components. The EDEA tester kit comes supplied with a 200 page full colour pinout manual.

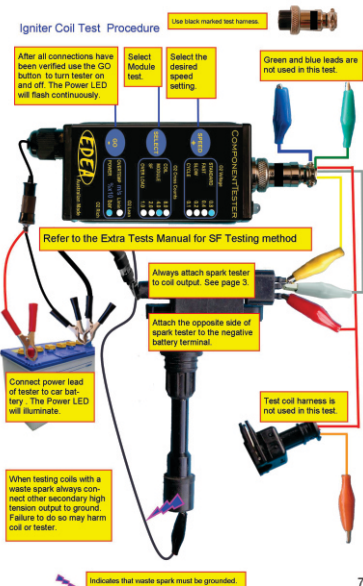
Diagnose vehicles that are:

- Misfiring
- Stalling
- Not starting
- Idling poorly
- Data Log intermittent Voltage drops or rises


The EDEA tester is built around a powerful microprocessor allowing near instant measurements of suspect components.

Components can be tested on or off car

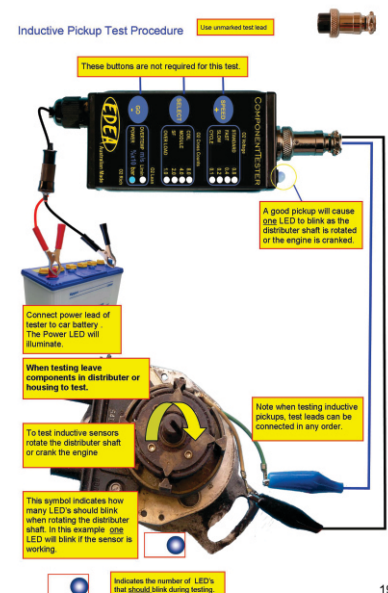
- Coil Over Plug Ignitions
- Ignition Coils
- Ignition Modules
- Position Sensors
- Injectors
- Crank / Cam / Speed Sensors
- Throttle Position Sensors
- Fuel Flow and Pressure Testing*
- Oxygen Sensor Testing*



79



92



191

*Requires Optional Test Lead Harness

EDEA component Tester IMT45

Features:

- Current ramps ignition components, does not require Current Clamp or calibration
- Record amperage waveforms and replay in 100u second increments
- Able to display, record and replay peak amperage draw
- Diagnose ignition components without removal from vehicle
- Measure and display fuel injector pulse width (milliseconds) and duty cycle (%) with Min/ Max capture
- Measure, capture and record voltage drops and rises - user configurable
- Produces a continuous spark, with adjustable frequency settings
- Built in Voltmeter can data log suspect circuits and record when an event occurs. User definable parameters for detecting volt drops and rises
Ideal for trapping intermittent faults.
- Optional O2 sensor testing harness, measures cross counts, O2 voltage and displays lean rich condition
- Optional fuel flow and pressure sensor allows diagnosis of the fuel without messy fuel hoses.



Optional Fuel Flow and Pressure Sensor

Allows fuel flow and pressure measurements with the ability to capture minimum and maximum events.

Part Number IMT45

Technical Support: 0418 687 145